

Welcome to the CEDS Oversight Committee

January 10th, 2023



Meeting Agenda

1. Welcome and Introductions
2. The CEDS Update Process
3. The Region in Profile
4. SWOT analysis on the economic conditions of the region
5. Timeline and Next Steps
6. Discussion and Questions
7. Adjourn

What is a CEDS?

- CEDS is short for “**Comprehensive Economic Development Strategy**” - an **extensive process** managed by the U.S. Economic Development Administration (EDA)
- **Planning document** required by EDA to be eligible for federal funding through their grant programs
- A CEDS is designed to **bring together the public and private sectors** in the creation of an **economic roadmap** to diversify and strengthen regional economies

Purpose:

- **Analyzes** regional conditions
- **Identifies** strengths, weaknesses, opportunities and threats (SWOT)
- **Defines** the vision, goals and objectives of the region
- **Designs strategies** to accomplish goals and identifies needed projects
- **Provides a process** for regional dialogue and CEDS evolution

Public Engagement

- Stakeholder interviews
- Kickoff meetings
- Committee meetings
- Surveys
- Advertising

The CEDS Update Process



We are operating on a tight timeline (which may or may not be extended) that requires us to complete our work by October 2023.

This year's update

1.) Integrate resilience as it relates to economic recovery in wake of the COVID-19 pandemic

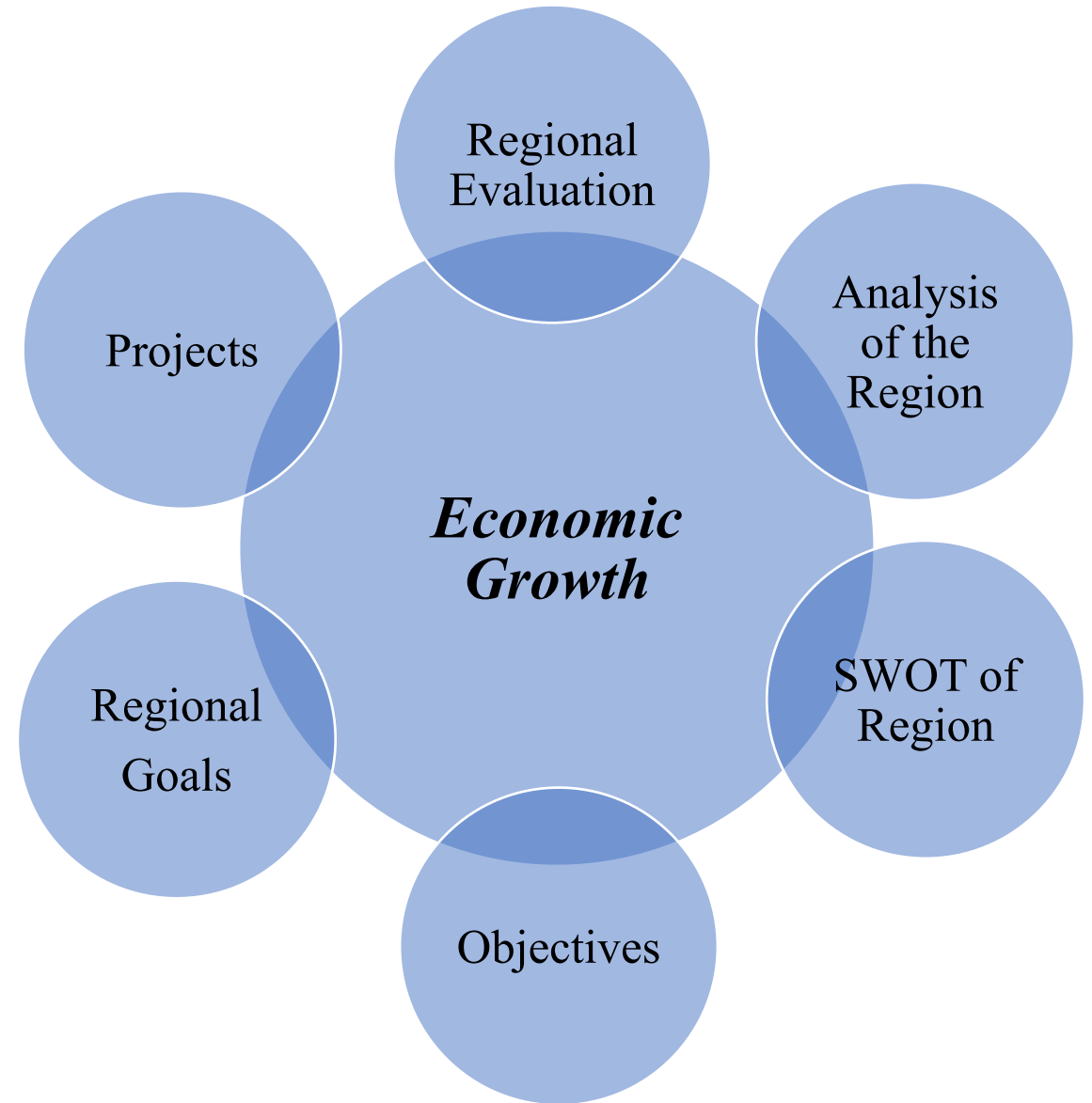
2.) To develop and incorporate into the CEDS a set of metrics to measure the region's position and progress about social, economic, and racial equity

What is economic resilience?



Regional Focuses

- Workforce development
- Expansion of housing options
- Services to accommodate aging population
- Better quality of life
- Diversity, Equity & Inclusion
- Agritourism
- Infrastructure
- **Business resilience**
- Industrial diversification

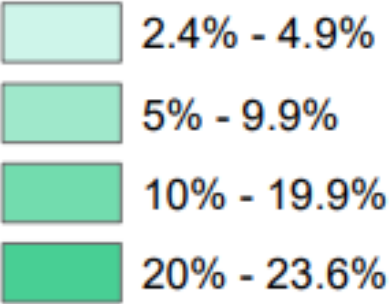


Demographics

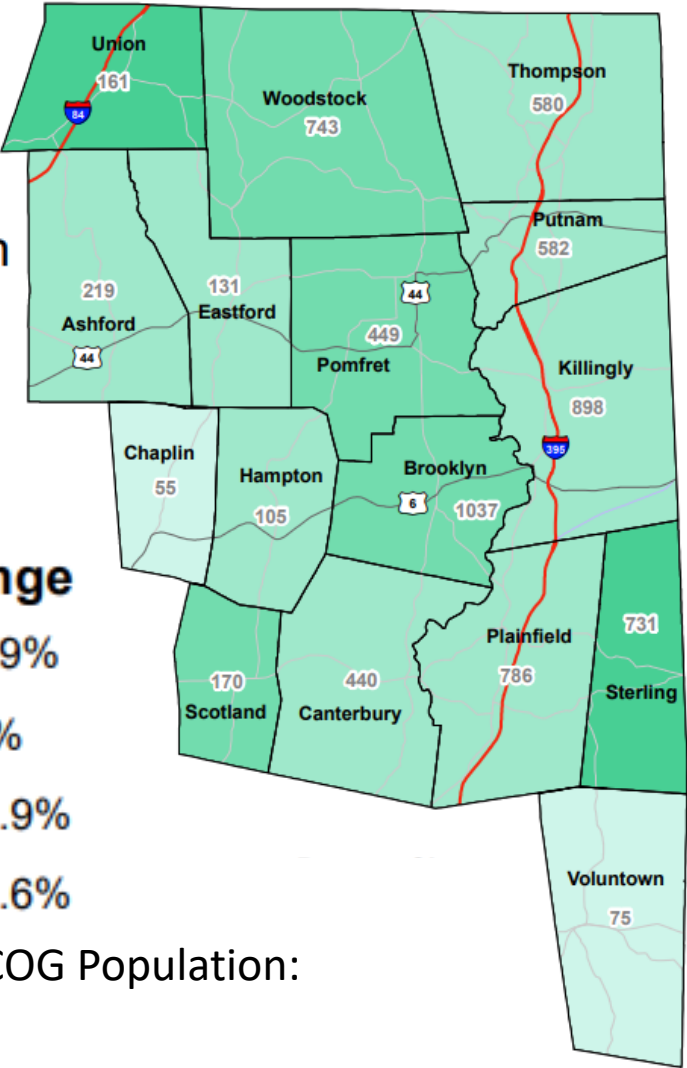
Population Trends in Northeast Region from 2000-2020

Regional Population
2000 - 2010

Percent Change



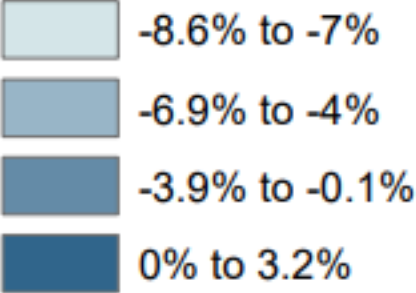
2010 Total NECCOG Population:
96,617



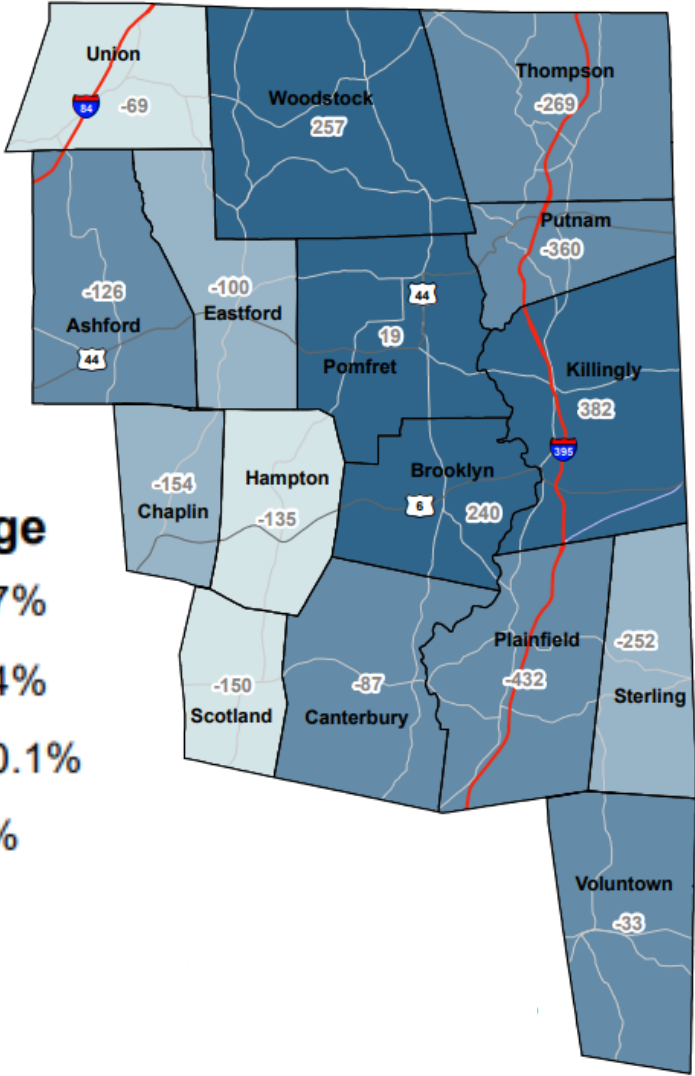
Source: 2000, 2010, and 2020 US Census Bureau Decennial Tables

Regional Population
2010 - 2020

Percent Change



2020 Total NECCOG
Population: 95,348



Source: 2000, 2010, and 2020 US Census Bureau Decennial Tables

Median Age in the Region (2000)

12.5% of NECCOG towns had a median age over 40 in 2000.

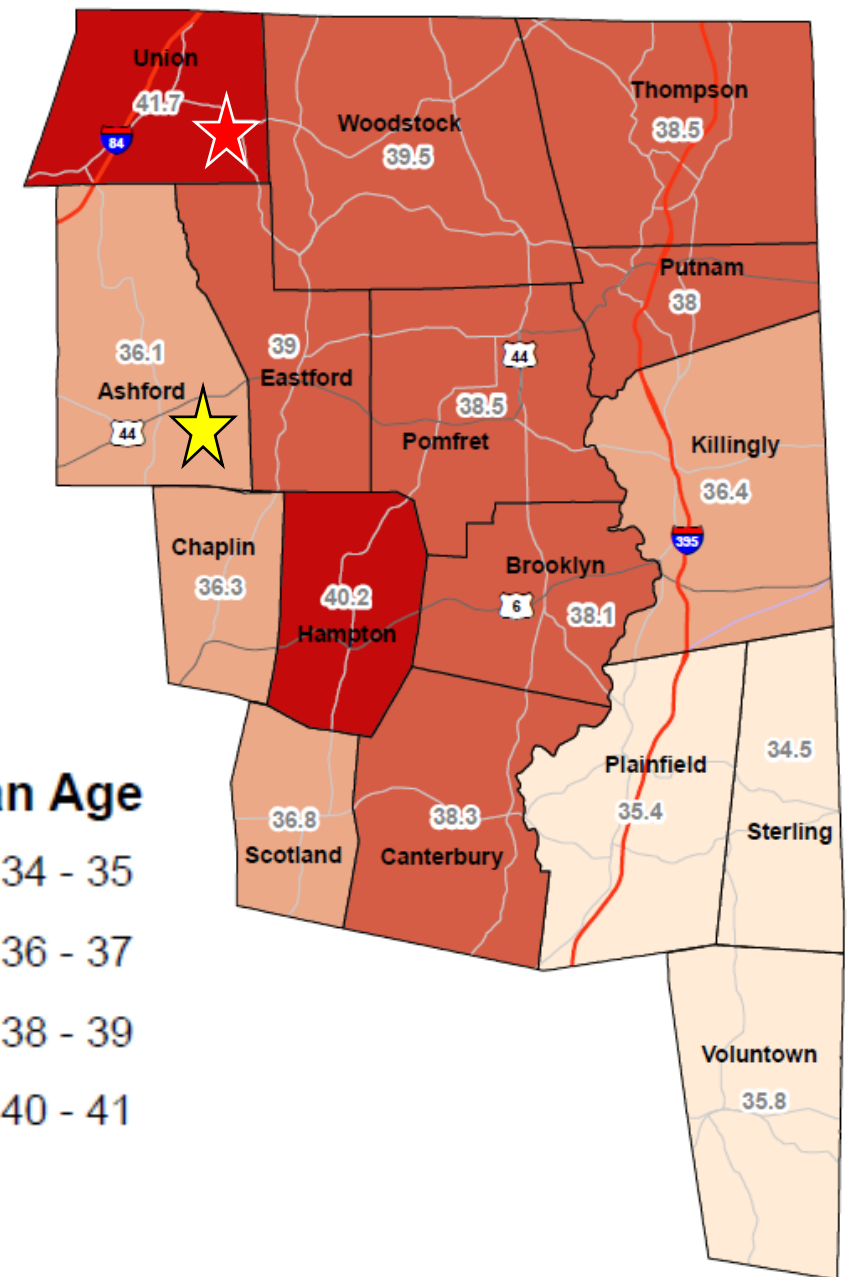
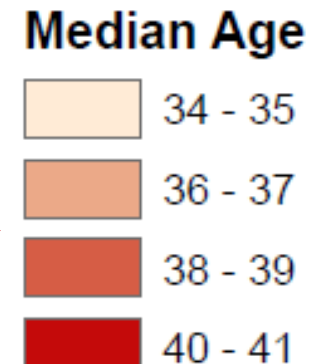
~

Half of the population in just 2 towns was over 40 in 2000.

★ Union = Highest

★ Ashford = Lowest

CT's Median Age (2000) = 37.5



0 2.5 5 10 Miles

Source: 2000, 2010, and 2020 US Census Bureau Decennial Tables

This map is for planning purposes only.
It contains no authoritative data.



Median Age in the Region (2020)

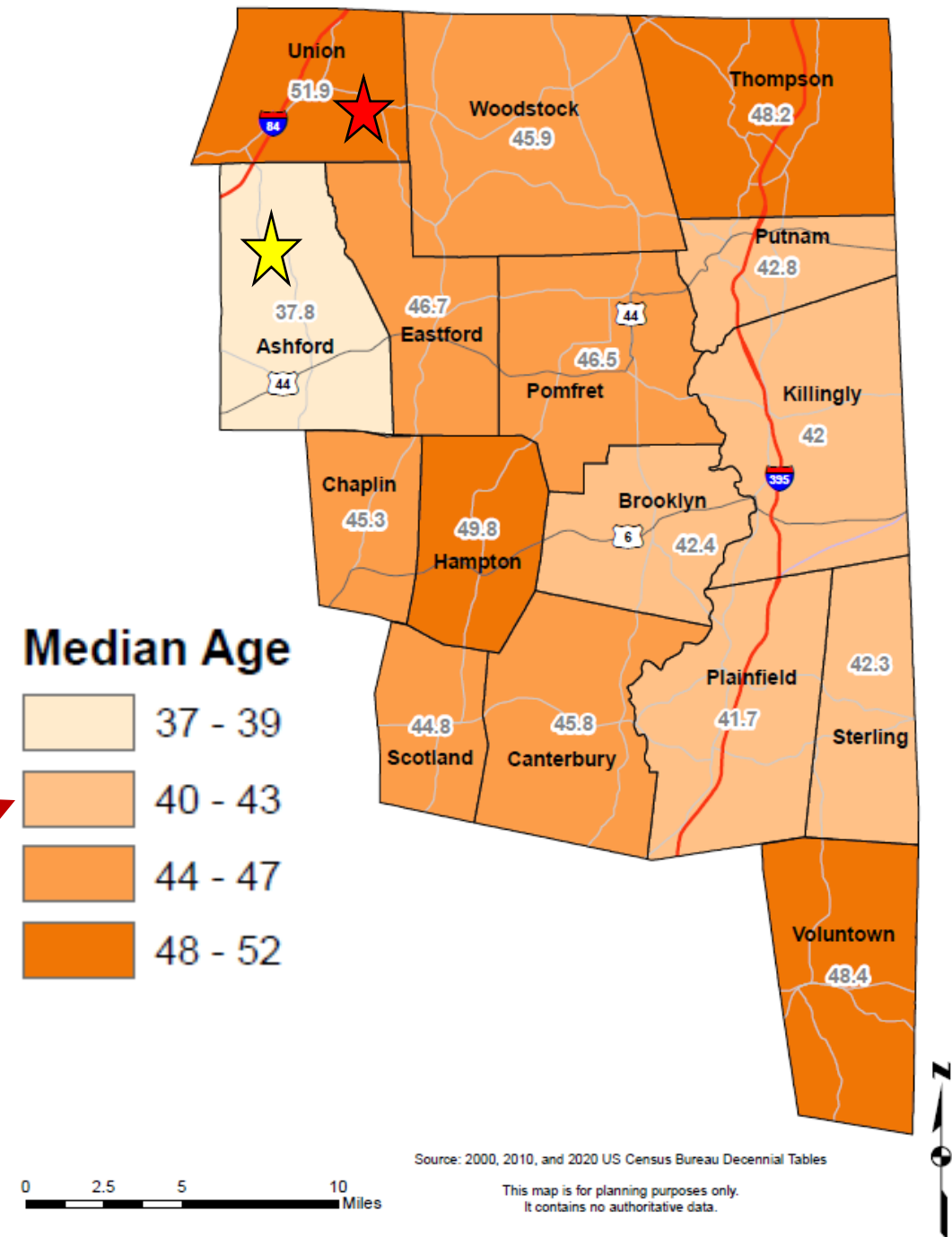
93.8% of NECCOG towns had a median age over 40 in 2020 (*this is up from 12.5% in 2000*).

~

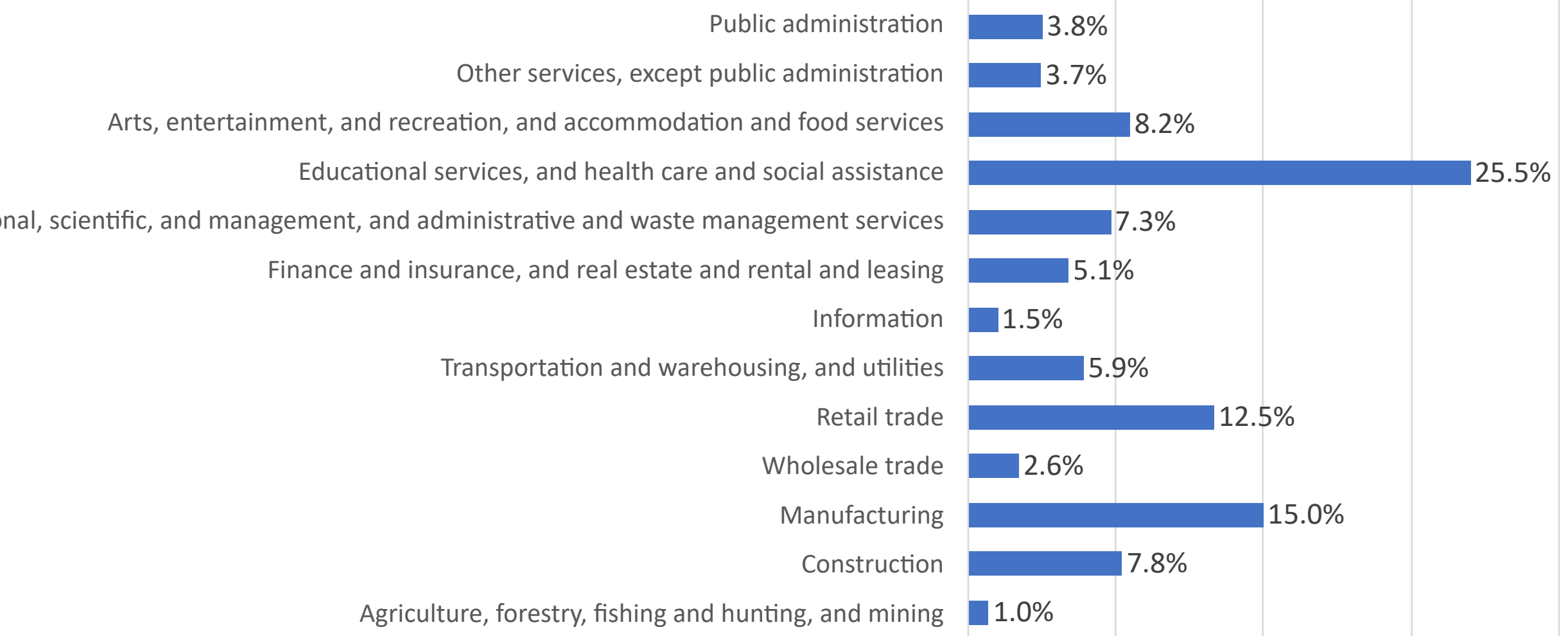
Half of the population in 15 towns was over 40 in 2020.

★ Union = Highest ★ Ashford = Lowest

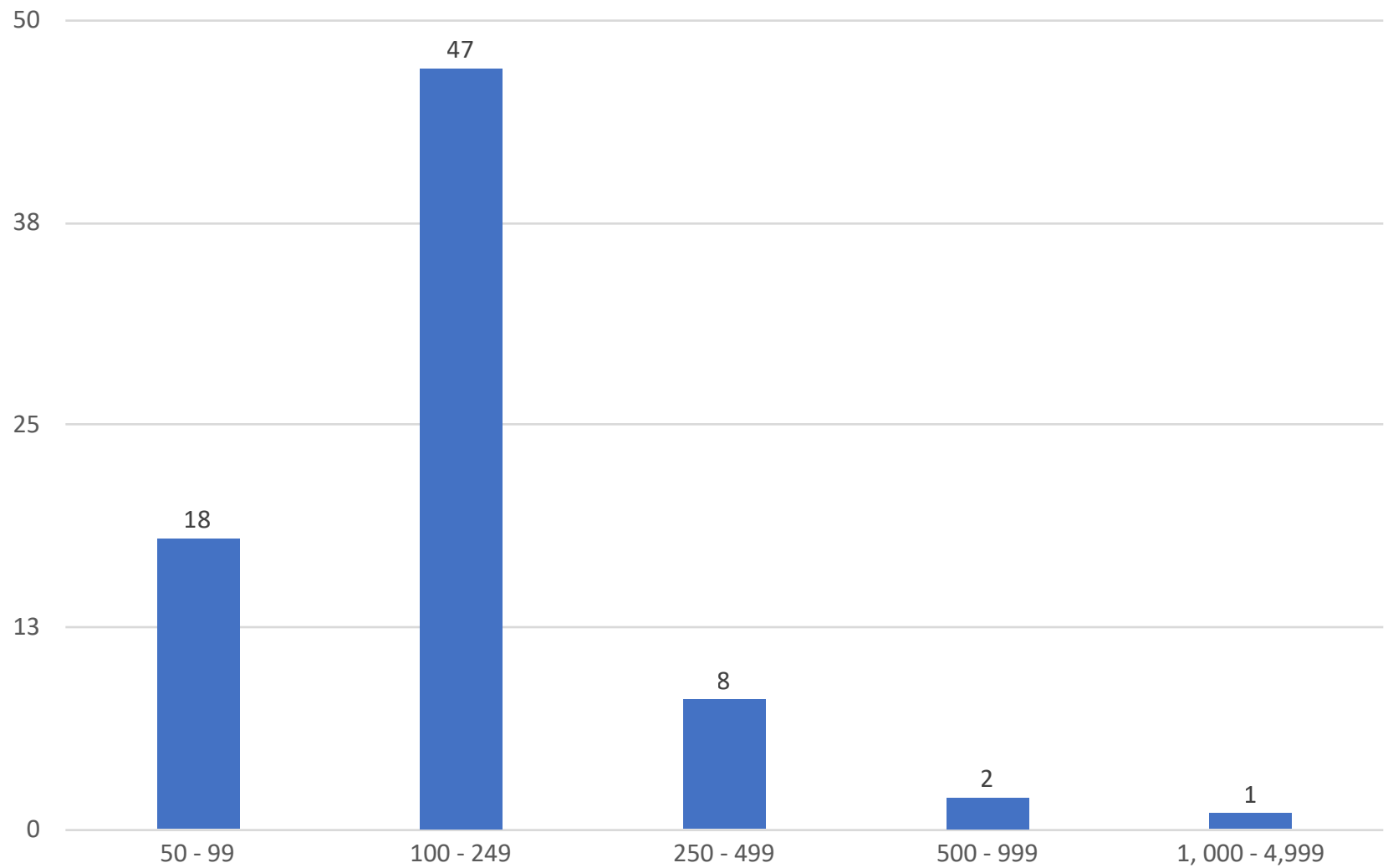
CT's Median Age (2020) = 41.1



Occupations of Residents in Region (2020)

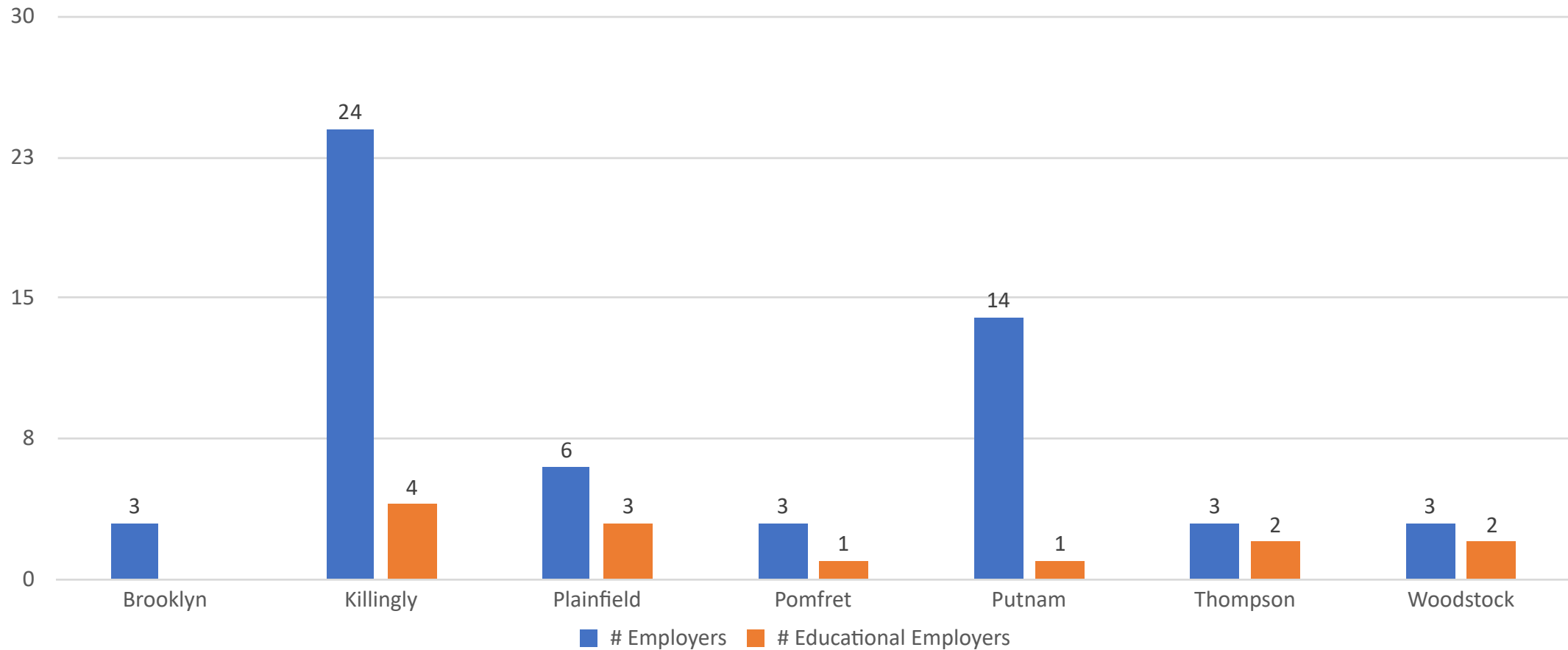


Employers in NECCOG Region by Size



Source: CT Department of Labor, Labor Market Information: 100 Largest Employers for County. Updated September 13, 2022. Only # employers within NECCOG Region shown here.

Employers (>50 employees) by Town



Source: CT Department of Labor, Labor Market Information: 100 Largest Employers for County. Updated September 13, 2022. Only # employers within NECCOG Region shown here.

Top Industry Employers within NECCOG Region

Industry	Employers
Schools	14
Health Services	13
Supplies Manufacturing	12
Distribution Centers	4
Bakers-Retail	2
Cable	2
Trucking/Motor Freight	2
Potato Chip Factories	1
Social Service & Welfare Organizations	1
Garden Centers	1

Source: CT DOL, "100 Largest Employers in Windham County"
Last updated: September 13th, 2022

Other Demographics & Economic Indicators

- Race
- Educational attainment
- Employment & income
- Housing needs
- Transportation/commuting patterns
- Poverty

Timeline



We are operating on a tight timeline (which may or may not be extended) that requires us to complete our plan by October 2023.

Next Steps

- Meetings every other month
- Online SWOT survey
- Draft Strategic Direction/Action Plan
- Provide feedback on draft of the plan

Questions?

Contact Info:

Anna Shugrue
Regional Planner

anna.shugrue@neccog.org

860 – 774 – 1253 x18

Delia P. Fey, AICP
Senior Regional Planner

delia.fey@neccog.org

860 – 774 - 1253 x20